

# How to reach Ecole Polytechnique & Grand Challenges

## By public transport

You arrive by Orly Airport, therefore please use “ORLYVAL” until station “Antony”

**OR**

You arrive by ROISSY CHARLES DE GAULLE Airport

**OR**

You arrive from your hotel in Paris



take the train RER line B towards “Saint Remy lès Chevreuse” to the South  
(RER timetable can be found at [www.ratp.fr](http://www.ratp.fr))  
(consider around 25 mn to come from Paris downtown)

## Get off at “Massy-Palaiseau” railway station

**Buses from Ecole Polytechnique** will be available for Grand Challenges participants at **Massy-Palaiseau Station at 8:15 on 27<sup>th</sup> and at 8:00 on 28<sup>th</sup>** “Place Pierre Semart”

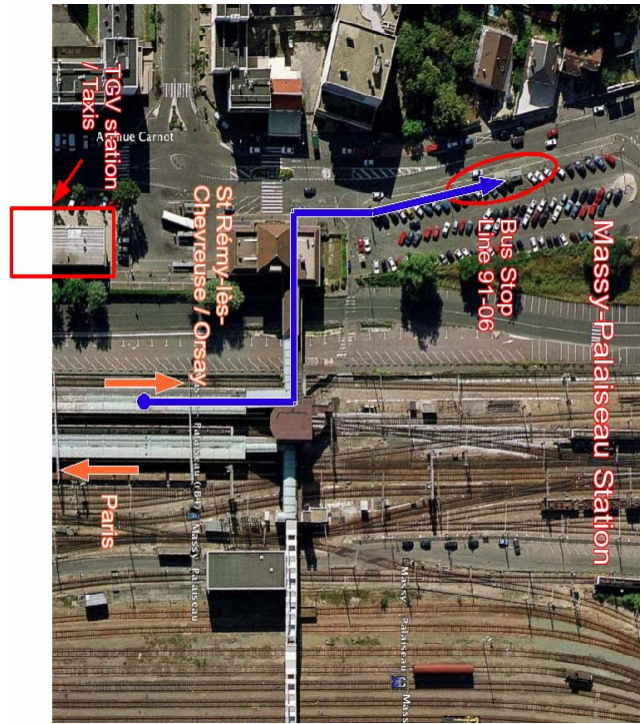
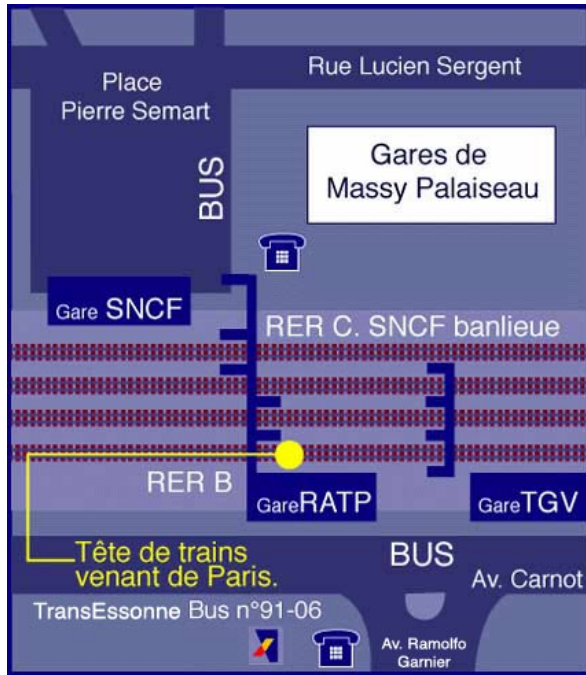


If unfortunately you missed the bus from Ecole Polytechnique, then you can take the bus TransEssonne line 91-06 (see time table + map below) **OR** see below access from Palaiseau-Lozère station.

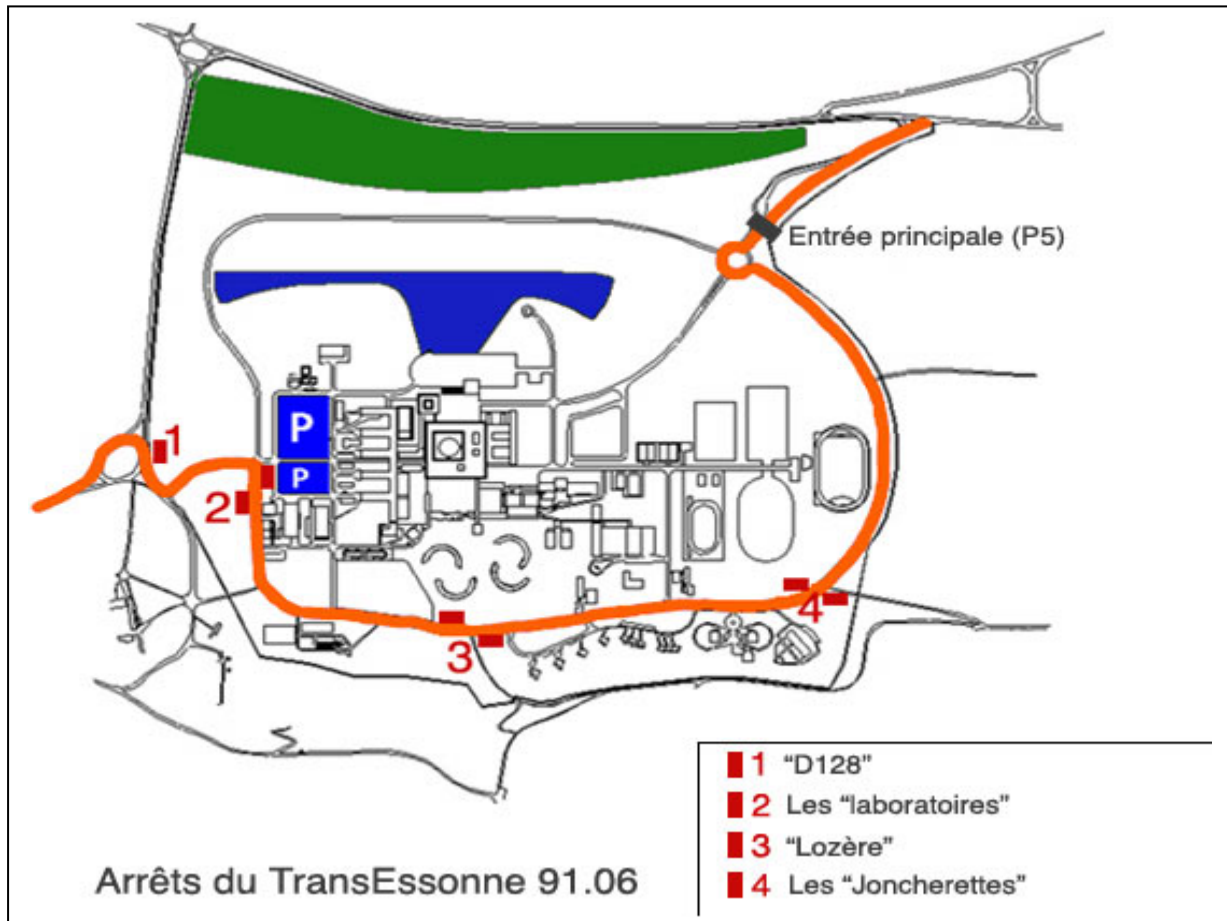
**CAREFUL**, coming from Paris, when you get off the train, you have 2 possible exits. In any case you have to climb stairs (you are then on a bridge), then you have to :

- go to the **RIGHT** to reach Place Pierre Semart and catch the Grand Challenges bus.
- go to the **LEFT** to reach Avenue Carnot to catch the public bus if you have missed the GC bus.

## MAP of Palaiseau-Villebon Station



## 91.06 Bus from / to Massy-Palaiseau STOPS + Timetable extract



Regarding Grand Challenges, the best stop is **3 - Lozere**

<b>Massy RERB</b>	<b>07:48</b>	<b>07:54</b>	<b>08:00</b>	<b>08:06</b>	<b>08:12</b>	<b>08:20</b>	<b>08:25</b>	<b>08:32</b>	<b>08:40</b>	<b>08:48</b>	<b>08:56</b>	<b>09:04</b>	<b>09:12</b>	<b>09:20</b>
<b>4</b> Polytechnique Joncherette	08:00	08:06	08:12	08:18	08:21	08:32	08:37	08:44	08:52	09:00	09:08	09:16	09:24	09:32
<b>3</b> <u>Polytechnique Lozère</u>	<b>08:01</b>	<b>08:07</b>	<b>08:13</b>	<b>08:19</b>	<b>08:25</b>	<b>08:33</b>	<b>08:38</b>	<b>08:45</b>	<b>08:53</b>	<b>09:01</b>	<b>09:09</b>	<b>09:17</b>	<b>09:25</b>	<b>09:33</b>
<b>2</b> Polytechnique Labo Ecole Polytechnique	08:02	08:08	08:14	08:20	08:26	08:34	08:39	08:46	08:54	09:02	09:10	09:18	09:26	09:34
<b>1</b> RD128	08:03	08:09	08:15	08:21	08:27	08:35	08:40	08:47	08:55	09:03	09:11	09:19	09:27	09:35
 Ecole Polytechnique														
<b>1</b> RD128	17:54	18:08	18:13	18:18	18:24	18:28	18:38	18:48	18:54	19:03	19:13	19:19	19:28	19:47
<b>2</b> Polytechnique Labo	17:55	18:09	18:14	18:19	18:25	18:29	18:39	18:49	18:55	19:04	19:14	19:20	19:29	19:48
<b>3</b> <u>Polytechnique Lozère</u>	<b>17:56</b>	<b>18:10</b>	<b>18:15</b>	<b>18:20</b>	<b>18:26</b>	<b>18:30</b>	<b>18:40</b>	<b>18:50</b>	<b>18:56</b>	<b>19:05</b>	<b>19:15</b>	<b>19:21</b>	<b>19:30</b>	<b>19:49</b>
<b>4</b> Polytechnique Joncherette	17:57	18:11	18:16	18:21	18:27	18:31	18:41	18:51	18:57	19:06	19:16	19:22	19:31	19:50
Massy RERB	18:09	18:23	18:28	18:33	18:39	18:43	18:53	19:03	19:09	19:18	19:28	19:34	19:42	20:01

## Get off at “Palaiseau-Lozere” railway station

On foot :

- \* Take the footbridge crossing the railway (if you are coming from Paris)
- \* Take the direction “Ecole Polytechnique” and go to the footpath (20 minutes and 300 steps) up to the hill, turn on the left and then go straight ahead

